
















Calmore Infant School Art Long Term Planning.

	Autumn 1	Autumn 2	Spring 1	Spring 2	Summer 1	Summer 2
<p>Year R Safely use and explore a variety of materials, tools and techniques, experimenting with colour, design, texture, form and function.</p>	<p><u>Drawing/Painting</u> Paint family and important people in their life. Draw a self-portrait for class display.</p>  <p>Christmas card design - drawing, painting and printing.</p>	<p><u>Sculpture</u> Look at work of living female sculptor Nick Mackman. Create a clay sculpture of an animal.</p> 	<p><u>Mixed Media/Digital</u> Create a character from a nursery rhyme on 2paint.</p> 	<p><u>Textiles</u> Use natural and man-made materials to weave. Make a class display of woven items.</p>	<p><u>Printing</u> Create a journey they have been on, look at Jackson Pollock and not using paint brushes to paint, use marbles and other materials to create journey.</p> 	<p><u>Collage</u> Create a collage of experiences in Year R using mixed media including photographs, drawing and painting. Could be used to show to new entrants for September.</p>
<p>Year 1</p>	<p><u>Printing/Painting</u> Colour mixing - primary/secondary colours. Create a colour monster as a collaborative display.</p>  <p>Christmas card design - drawing, printing and painting.</p> 	<p><u>Drawing/Painting/Digital</u> <u>Focus Unit - Self Portraits.</u> Look at examples of portraits and self-portraits including the work of Vincent Van Gogh. Create portraits. Observational skills to draw self-portraits.</p> 	<p><u>Printing/Mixed media</u> Printing wall paper for DT unit houses. Look at work of the designer William Morris and create own designs using printing methods. Children to draw their own house using 2paint program on Purple</p>	<p><u>Drawing/Painting</u> <u>Collage/Sculpture</u> <u>Focus Unit - Yayoi Kusama</u> Look at work of artist Yayoi Kusama. Collage and clay sculptures</p>  	<p><u>Collage/Painting</u> <u>Focus Unit - Henri Rousseau</u> Look at work of the artist Henri Rousseau, create collage and printing artworks using his techniques.</p> 	<p><u>Textiles</u> Linked DT Unit Puppets Use a range of tools to sew fabrics to join materials and create a finish for puppet.</p> 

Calmore Infant School Art Long Term Planning.

			Mash using a range of paint tools.			
Year 2	<p><u>Drawing/Painting/Sculpture</u> Focus Unit - Andy Goldsworthy Use artist Andy Goldsworthy's natural art sculptures and his spiral shapes and patterns as inspiration to design and create own nature sculpture.</p>  <p>Christmas card design - drawing, printing and painting.</p>	<p><u>Drawing/Painting</u> Focus on self-portraits. Follow Paul Priestly's guidance to draw facial features and draw self-portrait in the proportion. Transfer these skills of lines and shading to create Neil Armstrong coloured-pencil portrait.</p> 	<p><u>Mixed media</u> Use 2Animate to create Great Fire of London animation on Purple Mash and a range of paintbrush tools to create an effect.</p>	<p><u>Painting/Collage/Sculpture</u> Focus Unit - Animal Art Use a variety of animal art stimuli from around the world to create drawings, paintings and representations of animals in art. Use clay to make a patterned elephant.</p> 	<p><u>Printing/Textiles/Painting</u> Focus Unit-African Art Look at variety of African artwork and patterns. Children will design their own masks, jewellery and silhouettes.</p> 	<p><u>Collage</u> Link to Castles topic, look at Gaudi's mosaic collages and the shade and tones used when thinking about building design.</p> 